



# TREASURER-TAX COLLECTOR VENTURA COUNTY

**SUE HORGAN**  
TREASURER-TAX COLLECTOR

**Marilou Tan**  
Assistant Treasurer-Tax Collector

April 28, 2026

County of Ventura Board of Supervisors

**Subject:** Receive and File Report of Investments for the Month Ending February 28, 2026.

**Recommendation:** Receive and File

**Fiscal Impact:** None

**Discussion:**

**This report covers the one-month period ending February 28, 2026.**

## Economic Update

	2/28/2026	1/31/2026
<b>Effective Fed Funds Rate</b>	3.64%	3.64%
<b>Unemployment Rate</b>	4.4%	4.3%
<b>Consumer Price Index</b>	2.4%	2.4%
<b>Core Consumer Price Index</b>	2.5%	2.5%

The US economy may be losing steam, as the February employment report came in significantly weaker than analysts expected. While currently stable, inflation is likely to become more volatile due to uncertainty in oil prices. Furthermore, consumer confidence and spending will likely be dampened if fuel costs remain high. A stagflationary outlook would complicate the Fed's interest rate decisions and result in elevated market volatility. While the market continues to anticipate rate cuts before year-end, the projected magnitude of those cuts has decreased since the onset of the conflict in Iran. The Investment Work Group will continue to focus on safety and liquidity within the investment portfolio while looking to earn a competitive market return.

**Investment Pool Activity**

	2/28/2026	1/31/2026
<b>Portfolio Average Balance</b>	\$4.72 billion	\$4.83 billion
<b>Weighted Average Maturity</b>	311 days	313 days
<b>Effective Duration</b>	0.796	0.802
<b>Monthly Earnings</b>	\$14,770,505	\$16,373,088
<b>Effective Rate of Return Net of Administrative Fees</b>	4.03%	3.94%

The **Average Portfolio Balance** in February was \$4.72 billion, which is a \$103.1 million or 2.1% decrease over January. The balance will grow as we approach the heavy collection cycle which will begin in March.

February **Earnings** were \$14,770,505, a 9.8% decrease from January, which is reflective of the smaller portfolio size and the shorter month. The February **Effective Rate of Return**, net of administrative fees, was 4.03%, an increase from the 3.94% earned in January. If the current portfolio investments are all held to maturity, the portfolio's gross **approximate yield to maturity** would be 3.97%.

The **weighted average days to maturity** decreased to 311 days, and the interest-rate sensitivity measure of **effective duration** decreased to 0.796. Both numbers comfortably meet expectations for LGIP programs like ours.

The portfolio has been managed with the objectives of safety, liquidity, and earning a competitive return, as outlined in the Statement of Investment Policy and as required by California Government Code 53601 and 53635. It continues to comply with the policy and all related statutes governing the management of public funds, including Government Code Section 53646, which requires meeting its expenditure requirements for the next six months.

**Strategic Plan Priority:** The item presented in this Board letter supports making responsible and efficient use of public funds and promotes economic stability and growth during a changing economy.

This letter has been reviewed and approved as to form by the County Executive Office, the Auditor Controller's Office, and County Counsel.

Please contact me at 805-654-3771 if you have any questions or require further information regarding this item.

Sincerely,



Sue Horgan  
Treasurer-Tax Collector

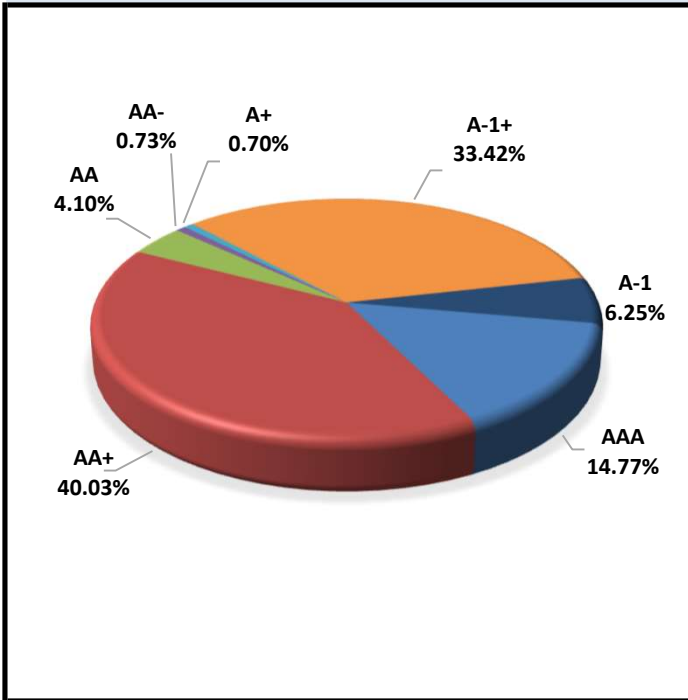
- Exhibit 1 - Portfolio Summary - February 2026
- Exhibit 2 - Monthly Transactions Report - February 2026
- Exhibit 3 - Portfolio Holdings - February 2026

# Ventura County Portfolio Summary as of February 28, 2026

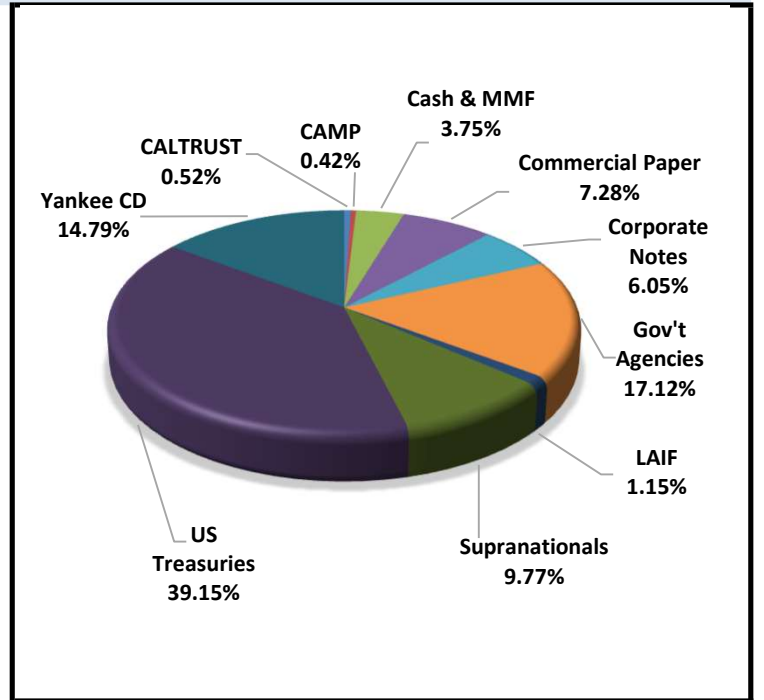
## Portfolio Characteristics

<b>Average Daily Balance</b>	\$4,723,767,078	<b>Earnings - FYTD 2026</b>	\$125 Million
<b>Yield to Maturity</b>	3.97%		
<b>Average Days to Maturity</b>	311	<b>Earnings This Period</b>	\$14,770,505
<b>Effective Duration</b>	0.796	<b>Net Effective Rate of Return</b>	4.03%

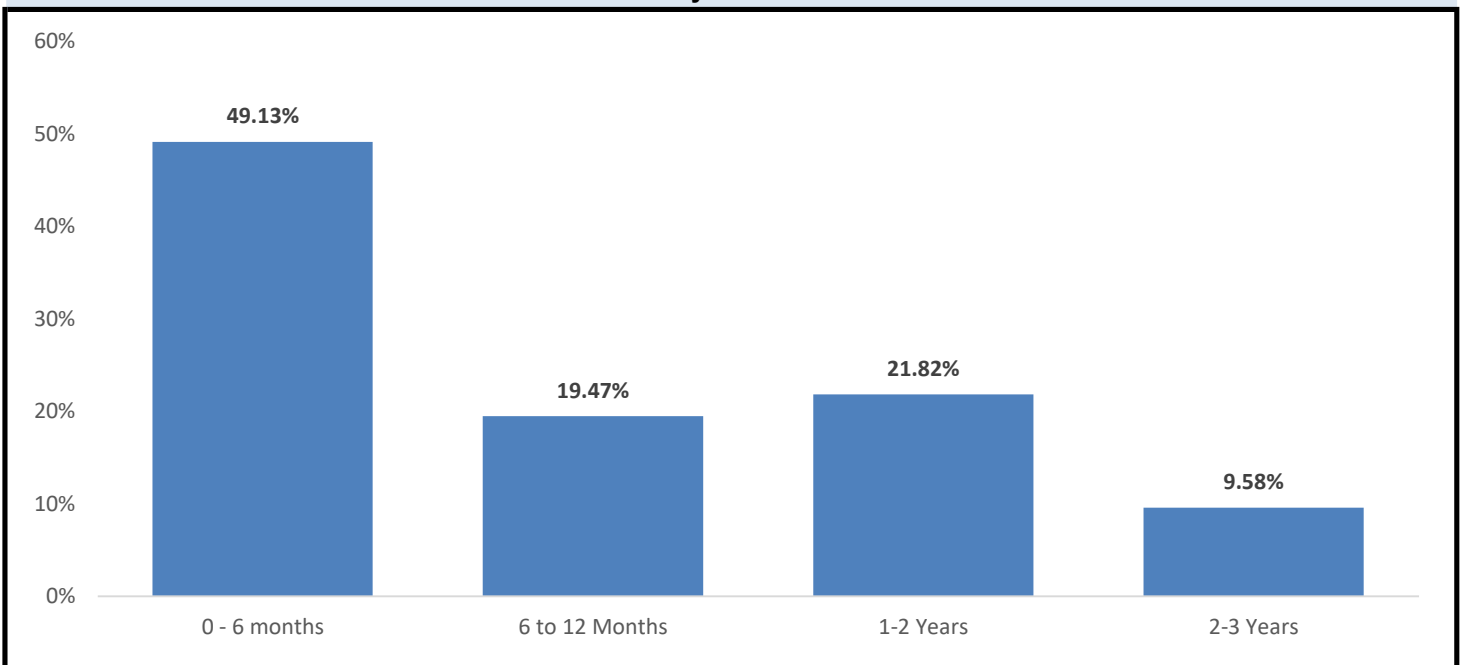
## S&P Ratings



## Sector Allocation



## Maturity Distribution





**Ventura County Investment Pool  
Purchases Report  
Sorted by Purchase Date - Investment Number  
February 1, 2026 - February 28, 2026**

CUSIP	Investment #	Fund	Sec. Type	Issuer	Original Par Value	Purchase Date	Payment	Principal Purchase	Accrued at Purchase	Rate at Purchas	Maturity Date	YTM	Ending Book Value
912797SA6	14548	POOL	ATD	TBILL	25,000,000.00	02/06/2026	10/01 - At Maturity	24,442,062.50		3.390	10/01/2026	3.501	24,496,208.33
91282CNU1	14549	POOL	TRC	USTR	30,000,000.00	02/17/2026	08/15 - 02/15	30,145,800.00	6,008.29	3.625	08/15/2028	3.420	30,149,885.65
912797RS8	14550	POOL	ATD	TBILL	25,000,000.00	02/19/2026	09/03 - At Maturity	24,534,500.00		3.420	09/03/2026	3.529	24,558,250.00
05252WXR9	14551	POOL	NCB	AUSTNZ	25,000,000.00	02/19/2026	09/29 - At Maturity	25,003,015.00		3.590	09/29/2026	3.570	25,002,879.19
87019W3J2	14552	POOL	NCB	SWEDBK	25,000,000.00	02/20/2026	09/29 - At Maturity	25,001,500.00		3.720	09/29/2026	3.710	25,001,438.91
23345HWP9	14553	POOL	NCB	DNBNNY	35,000,000.00	02/26/2026	11/19 - At Maturity	35,000,000.00		3.700	11/19/2026	3.700	35,000,000.00
91282CKA8	14554	POOL	TRC	USTR	30,000,000.00	02/26/2026	08/15 - 02/15	30,164,062.50	37,603.59	4.125	02/15/2027	3.545	30,200,275.73
9128283W8	14555	POOL	TRC	USTR	30,000,000.00	02/26/2026	08/15 - 02/15	29,611,644.00	25,069.06	2.750	02/15/2028	3.435	29,638,333.46
3134HCWT2	14556	POOL	FAC	FHLMC	25,000,000.00	02/27/2026	08/26 - 02/26	25,000,000.00		3.650	02/26/2029	3.650	25,000,000.00
<b>Total Purchases</b>					<b>250,000,000.00</b>			<b>248,902,584.00</b>	<b>68,680.94</b>				<b>249,047,271.27</b>

**Principal Custody Solutions**  
**Market/Cost Value Comparison Report**  
**By Account By Industry Class**

**General Reporting**  
 From Month End 02/28/2026  
 03/02/2026 08:10:01 AM PST

**ACCOUNT: All Accounts Selected**

\* = Trade or Other Activity Pending

<u>Asset ID</u>	<u>Units</u>	<u>Maturity Date</u>	<u>Market Value</u>	<u>Fed Tax Cost</u>	<u>Gain/Loss Amount</u>	<u>%</u>	<u>S &amp; P Rating</u>	<u>Moody's Rating</u>	<u>Units in Transition</u>	<u>Encumbrd Units</u>
<b>ACCOUNT: 11435100 COUNTY OF VENTURA</b>										
<b>NET CASH</b>										
NET CASH	.0000		\$ .00	\$ .00	\$ .00	.00			.0000	.00
	U.S. DOLLARS									
<b>SUBTOTAL</b>	<b>.0000</b>		<b>\$ .00</b>	<b>\$ .00</b>	<b>\$ .00</b>	<b>.00</b>			<b>.0000</b>	<b>.00</b>
<b>US TREASURY BILLS</b>										
US TREASURY BILLS										
912797PV3	20,000,000.0000	03/19/2026	\$19,965,800.00	\$19,277,224.00	\$688,576.00	3.57	N/A	N/A	.0000	.00
	UNITED STATES TREASURY BILLS DTD 03/20/2025 DUE 03/19/2026									
912797QD2	30,000,000.0000	04/16/2026	\$29,864,100.00	\$28,895,404.20	\$968,695.80	3.35	N/A	N/A	.0000	.00
	UNITED STATES TREASURY BILLS DTD 04/17/2025 DUE 04/16/2026									
912797QX8	30,000,000.0000	06/11/2026	\$29,700,000.00	\$28,880,859.00	\$819,141.00	2.84	N/A	N/A	.0000	.00
	UNITED STATES TREASURY BILLS DTD 06/12/2025 DUE 06/11/2026									
912797RS8	55,000,000.0000	09/03/2026	\$54,011,100.00	\$53,765,114.00	\$245,986.00	.46	N/A	N/A	.0000	.00
	UNITED STATES TREASURY BILLS DTD 09/04/2025 DUE 09/03/2026									
912797SA6	55,000,000.0000	10/01/2026	\$53,875,250.00	\$53,669,262.50	\$205,987.50	.38	N/A	N/A	.0000	.00
	UNITED STATES TREASURY BILLS DTD 10/02/2025 DUE 10/01/2026									
912797SD0	30,000,000.0000	04/02/2026	\$29,906,400.00	\$29,544,651.00	\$361,749.00	1.22	N/A	N/A	.0000	.00
	UNITED STATES TREASURY BILLS DTD 10/02/2025 DUE 04/02/2026									
912797SK4	150,000,000.0000	10/29/2026	\$146,548,500.00	\$145,273,846.67	\$1,274,653.33	.88	N/A	N/A	.0000	.00
	UNITED STATES TREASURY BILLS DTD 10/30/2025 DUE 10/29/2026									
912797SP3	25,000,000.0000	05/07/2026	\$24,835,000.00	\$24,538,425.00	\$296,575.00	1.21	N/A	N/A	.0000	.00
	UNITED STATES TREASURY BILLS DTD 11/06/2025 DUE 05/07/2026									
912797SW8	25,000,000.0000	05/28/2026	\$24,783,500.00	\$24,564,275.00	\$219,225.00	.89	N/A	N/A	.0000	.00
	UNITED STATES TREASURY BILLS DTD 11/28/2025 DUE 05/28/2026									
912797SX6	25,000,000.0000	06/04/2026	\$24,767,000.00	\$24,549,170.00	\$217,830.00	.89	N/A	N/A	.0000	.00
	UNITED STATES TREASURY BILLS DTD 12/04/2025 DUE 06/04/2026									
912797TC1	25,000,000.0000	12/24/2026	\$24,302,250.00	\$24,169,812.50	\$132,437.50	.55	N/A	N/A	.0000	.00
	UNITED STATES TREASURY BILLS DTD 12/26/2025 DUE 12/24/2026									
<b>SUBTOTAL</b>	<b>470,000,000.0000</b>		<b>\$462,558,900.00</b>	<b>\$457,128,043.87</b>	<b>\$5,430,856.13</b>	<b>1.19</b>			<b>.0000</b>	<b>.00</b>

**Principal Custody Solutions**  
**Market/Cost Value Comparison Report**  
**By Account By Industry Class**

**General Reporting**  
 From Month End 02/28/2026  
 03/02/2026 08:10:01 AM PST

**ACCOUNT: All Accounts Selected**

\* = Trade or Other Activity Pending

<u>Asset ID</u>	<u>Units</u>	<u>Maturity Date</u>	<u>Market Value</u>	<u>Fed Tax Cost</u>	<u>Gain/Loss Amount</u>	<u>%</u>	<u>S &amp; P Rating</u>	<u>Moody's Rating</u>	<u>Units in Transition</u>	<u>Encumbrd Units</u>
<b>COMMERCIAL PAPER DISCOUNT</b>										
CORPORATE BONDS										
63763QC54	25,000,000.0000	03/05/2026	\$24,992,500.00	\$24,712,916.67	\$279,583.33	1.13			.0000	.00
			NATIONAL SECS CLEARING CORP DISCOUNT COMMERCIAL PAPER							
71344UJV2	25,000,000.0000	09/29/2026	\$24,456,500.00	\$24,412,027.78	\$44,472.22	.18			.0000	.00
			PEPSICO INC DISCOUNT COMMERCIAL PAPER							
89233HCP7	25,000,000.0000	03/23/2026	\$24,947,000.00	\$24,305,111.11	\$641,888.89	2.64			.0000	.00
			TOYOTA MTR CR CORP DISCOUNT COMMERCIAL PAPER							
89233HC51	50,000,000.0000	03/05/2026	\$49,985,000.00	\$48,639,833.34	\$1,345,166.66	2.77			.0000	.00
			TOYOTA MOTOR CREDIT CORPORATION DISCOUNT COMMERCIAL PAPER							
89233HC93	25,000,000.0000	03/09/2026	\$24,982,250.00	\$24,219,458.33	\$762,791.67	3.15			.0000	.00
			TOYOTA MTR CR CORP DISCOUNT COMMERCIAL PAPER							
89233HGP3	25,000,000.0000	07/23/2026	\$24,631,500.00	\$24,297,611.11	\$333,888.89	1.37			.0000	.00
			TOYOTA MTR CR CORP DISCOUNT COMMERCIAL PAPER							
89233HHU1	25,000,000.0000	08/28/2026	\$24,538,750.00	\$24,293,875.00	\$244,875.00	1.01			.0000	.00
			TOYOTA MTR CR CORP DISCOUNT COMMERCIAL PAPER							
FOREIGN										
21687BHU8	25,000,000.0000	08/28/2026	\$24,538,750.00	\$24,307,666.75	\$231,083.25	.95			.0000	.00
			COOPERATIEVE CENTRALE RAIFFEISEN DISCOUNT COMMERCIAL PAPER							
62479MCW1	25,000,000.0000	03/30/2026	\$25,000,000.00	\$24,477,333.25	\$522,666.75	2.14			.0000	.00
			MUFG BANK LTD DISCOUNT COMMERCIAL PAPER							
62479MEU3	25,000,000.0000	05/28/2026	\$24,777,000.00	\$24,335,775.00	\$441,225.00	1.81			.0000	.00
			MUFG BANK LTD DISCOUNT COMMERCIAL PAPER							
62479MGV9	25,000,000.0000	07/29/2026	\$24,616,000.00	\$24,368,332.50	\$247,667.50	1.02			.0000	.00
			MUFG BK LTD NY DISCOUNT COMMERCIAL PAPER							
62479MHQ9	25,000,000.0000	08/24/2026	\$24,549,250.00	\$24,392,687.50	\$156,562.50	.64			.0000	.00
			MUFG BANK LTD DISCOUNT COMMERCIAL PAPER							
62479MJ46	25,000,000.0000	09/04/2026	\$24,520,750.00	\$24,423,437.50	\$97,312.50	.40			.0000	.00
			MUFG BANK LTD DISCOUNT COMMERCIAL PAPER							
<b>SUBTOTAL</b>	<b>350,000,000.0000</b>		<b>\$346,535,250.00</b>	<b>\$341,186,065.84</b>	<b>\$5,349,184.16</b>	<b>1.57</b>			<b>.0000</b>	<b>.00</b>
<b>GOVERNMENT AGENCY DISCOUNT</b>										

**Principal Custody Solutions**  
**Market/Cost Value Comparison Report**  
**By Account By Industry Class**

**General Reporting**  
**From Month End 02/28/2026**  
**03/02/2026 08:10:01 AM PST**

**ACCOUNT: All Accounts Selected**

\* = Trade or Other Activity Pending

<u>Asset ID</u>	<u>Units</u>	<u>Maturity Date</u>	<u>Market Value</u>	<u>Fed Tax Cost</u>	<u>Gain/Loss Amount</u>	<u>%</u>	<u>S &amp; P Rating</u>	<u>Moody's Rating</u>	<u>Units in Transition</u>	<u>Encumbrd Units</u>
FNMA 313589WF6	30,000,000.0000	05/01/2026	\$29,813,400.00	\$29,559,700.00	\$253,700.00	.86	N/A	N/A	.0000	.00
			FEDERAL NATIONAL MORTGAGE ASSN DTD 05/01/2025 ZERO CPN 05/01/2026							
313589WN9	25,000,000.0000	05/08/2026	\$24,827,250.00	\$24,653,920.14	\$173,329.86	.70	N/A	N/A	.0000	.00
			FEDERAL NATIONAL MORTGAGE ASSN DTD 05/08/2025 ZERO CPN 05/08/2026							
OTHER GOVERNMENT/AGENCY										
313385WD4	25,000,000.0000	04/29/2026	\$24,848,750.00	\$24,602,416.67	\$246,333.33	1.00	N/A	N/A	.0000	.00
			FEDERAL HOME LOAN BANK DTD 04/29/2025 ZERO CPN 04/29/2026							
313385XN1	25,000,000.0000	06/01/2026	\$24,768,250.00	\$24,563,715.28	\$204,534.72	.83	N/A	N/A	.0000	.00
			FEDERAL HOME LOAN BANK DTD 06/02/2025 ZERO CPN 06/01/2026							
313385YS9	50,000,000.0000	06/29/2026	\$49,398,500.00	\$49,008,958.33	\$389,541.67	.79	N/A	N/A	.0000	.00
			FEDERAL HOME LOAN BANK DTD 06/30/2025 ZERO CPN 06/29/2026							
313385ZW9	25,000,000.0000	07/27/2026	\$24,632,750.00	\$24,482,364.58	\$150,385.42	.61	N/A	N/A	.0000	.00
			FEDERAL HOME LOAN BANK DTD 07/28/2025 ZERO CPN 07/27/2026							
313385ZZ2	90,000,000.0000	07/30/2026	\$88,651,800.00	\$87,927,183.33	\$724,616.67	.82	N/A	N/A	.0000	.00
			FEDERAL HOME LOAN BANK DTD 07/30/2025 ZERO CPN 07/30/2026							
<b>SUBTOTAL</b>	<b>270,000,000.0000</b>		<b>\$266,940,700.00</b>	<b>\$264,798,258.33</b>	<b>\$2,142,441.67</b>	<b>.81</b>			<b>.0000</b>	<b>.00</b>
<b>US TREASURY NOTES AND BONDS</b>										
US TREASURY BILLS										
91282CGV7	50,000,000.0000	04/15/2026	\$50,001,500.00	\$48,912,508.50	\$1,088,991.50	2.23	N/A	AA1	.0000	.00
			UNITED STATES TREASURY NOTES DTD 04/15/2023 3.750% 04/15/2026							
91282CHB0	25,000,000.0000	05/15/2026	\$24,994,750.00	\$24,386,785.00	\$607,965.00	2.49	N/A	AA1	.0000	.00
			UNITED STATES TREASURY NOTES DTD 05/15/2023 3.625% 05/15/2026							
91282CHH7	25,000,000.0000	06/15/2026	\$25,033,250.00	\$24,991,180.00	\$42,070.00	.17	N/A	AA1	.0000	.00
			UNITED STATES TREASURY NOTES DTD 06/15/2023 4.125% 06/15/2026							
91282CHM6	10,000,000.0000	07/15/2026	\$10,030,900.00	\$10,077,390.00	(\$46,490.00)	(.46)	N/A	AA1	.0000	.00
			UNITED STATES TREASURY NOTES DTD 07/15/2023 4.500% 07/15/2026							
91282CHY0	40,000,000.0000	09/15/2026	\$40,202,400.00	\$39,902,200.00	\$300,200.00	.75	N/A	AA1	.0000	.00
			UNITED STATES TREASURY NOTES DTD 09/15/2023 4.625% 09/15/2026							
91282CJC6	25,000,000.0000	10/15/2026	\$25,150,500.00	\$25,238,281.25	(\$87,781.25)	(.35)	N/A	AA1	.0000	.00
			UNITED STATES TREASURY NOTES DTD 10/15/2023 4.625% 10/15/2026							

**Principal Custody Solutions**  
**Market/Cost Value Comparison Report**  
**By Account By Industry Class**

**General Reporting**  
**From Month End 02/28/2026**  
**03/02/2026 08:10:01 AM PST**

**ACCOUNT: All Accounts Selected**

\* = Trade or Other Activity Pending

<u>Asset ID</u>	<u>Units</u>	<u>Maturity Date</u>	<u>Market Value</u>	<u>Fed Tax Cost</u>	<u>Gain/Loss Amount</u>	<u>%</u>	<u>S &amp; P Rating</u>	<u>Moody's Rating</u>	<u>Units in Transition</u>	<u>Encumbrd Units</u>
91282CJK8	10,000,000.0000	11/15/2026	\$10,068,900.00	\$9,987,500.00	\$81,400.00	.82	N/A	AA1	.0000	.00
			UNITED STATES TREASURY NOTES DTD 11/15/2023 4.625% 11/15/2026							
91282CJP7	25,000,000.0000	12/15/2026	\$25,156,500.00	\$25,016,017.50	\$140,482.50	.56	N/A	AA1	.0000	.00
			UNITED STATES TREASURY NOTES DTD 12/15/2023 4.375% 12/15/2026							
91282CJT9	15,000,000.0000	01/15/2027	\$15,058,050.00	\$14,918,212.50	\$139,837.50	.94	N/A	AA1	.0000	.00
			UNITED STATES TREASURY NOTES DTD 01/15/2024 4.000% 01/15/2027							
91282CKA8	30,000,000.0000	02/15/2027	\$30,162,000.00	\$30,164,062.50	(\$2,062.50)	(.01)	N/A	AA1	.0000	.00
			UNITED STATES TREASURY NOTES DTD 02/15/2024 4.125% 02/15/2027							
91282CKE0	40,000,000.0000	03/15/2027	\$40,298,800.00	\$39,841,796.88	\$457,003.12	1.15	N/A	AA1	.0000	.00
			UNITED STATES TREASURY NOTES DTD 03/15/2024 4.250% 03/15/2027							
91282CKJ9	50,000,000.0000	04/15/2027	\$50,543,000.00	\$50,229,561.00	\$313,439.00	.62	N/A	AA1	.0000	.00
			UNITED STATES TREASURY NOTES DTD 04/15/2024 4.500% 04/15/2027							
91282CKZ3	25,000,000.0000	07/15/2027	\$25,306,750.00	\$25,226,550.00	\$80,200.00	.32	N/A	AA1	.0000	.00
			UNITED STATES TREASURY NOTES DTD 07/15/2024 4.375% 07/15/2027							
91282CLL3	50,000,000.0000	09/15/2027	\$49,953,000.00	\$49,828,910.00	\$124,090.00	.25	N/A	AA1	.0000	.00
			UNITED STATES TREASURY NOTES DTD 09/15/2024 3.375% 09/15/2027							
91282CLQ2	70,000,000.0000	10/15/2027	\$70,486,500.00	\$70,060,218.80	\$426,281.20	.61	N/A	AA1	.0000	.00
			UNITED STATES TREASURY NOTES DTD 10/15/2024 3.875% 10/15/2027							
91282CLX7	25,000,000.0000	11/15/2027	\$25,289,000.00	\$24,892,172.50	\$396,827.50	1.59	N/A	AA1	.0000	.00
			UNITED STATES TREASURY NOTES DTD 11/15/2024 4.125% 11/15/2027							
91282CMB4	180,000,000.0000	12/15/2027	\$181,836,000.00	\$181,045,670.00	\$790,330.00	.44	N/A	AA1	.0000	.00
			UNITED STATES TREASURY NOTES DTD 12/15/2024 4.000% 12/15/2027							
91282CMF5	25,000,000.0000	01/15/2028	\$25,379,000.00	\$24,944,295.00	\$434,705.00	1.74	N/A	AA1	.0000	.00
			UNITED STATES TREASURY BONDS DTD 01/15/2025 4.250% 01/15/2028							
91282CMN8	15,000,000.0000	02/15/2028	\$15,240,300.00	\$15,220,977.00	\$19,323.00	.13	N/A	AA1	.0000	.00
			UNITED STATES TREASURY NOTES DTD 02/15/2025 4.250% 02/15/2028							
91282CMS7	25,000,000.0000	03/15/2028	\$25,238,250.00	\$25,187,750.00	\$50,500.00	.20	N/A	AA1	.0000	.00
			UNITED STATES TREASURY NOTES DTD 03/15/2025 3.875% 03/15/2028							
91282CMW8	50,000,000.0000	04/15/2028	\$50,363,500.00	\$49,973,392.50	\$390,107.50	.78	N/A	AA1	.0000	.00



**Principal Custody Solutions**  
**Market/Cost Value Comparison Report**  
**By Account By Industry Class**

**General Reporting**  
**From Month End 02/28/2026**  
**03/02/2026 08:10:01 AM PST**

**ACCOUNT: All Accounts Selected**

\* = Trade or Other Activity Pending

<u>Asset ID</u>	<u>Units</u>	<u>Maturity Date</u>	<u>Market Value</u>	<u>Fed Tax Cost</u>	<u>Gain/Loss Amount</u>	<u>%</u>	<u>S &amp; P Rating</u>	<u>Moody's Rating</u>	<u>Units in Transition</u>	<u>Encumbrd Units</u>
9128282A7	10,000,000.0000	08/15/2026 US TREASURY NOTE DTD 08/15/16 1.500 08/15/2026	\$9,902,300.00	\$9,204,687.50	\$697,612.50	7.58	N/A	AA1	.0000	.00
9128282R0	15,000,000.0000	08/15/2027 US TREASURY NOTE DTD 08/15/17 2.250 08/15/2027	\$14,746,350.00	\$14,428,125.00	\$318,225.00	2.21	N/A	AA1	.0000	.00
9128283F5	15,000,000.0000	11/15/2027 US TREASURY NOTE DTD 11/15/17 2.250 11/15/2027	\$14,711,700.00	\$14,651,151.00	\$60,549.00	.41	N/A	AA1	.0000	.00
9128283W8	30,000,000.0000	02/15/2028 US TREASURY NOTE DTD 02/15/18 2.750 02/15/2028	\$29,641,500.00	\$29,611,644.00	\$29,856.00	.10	N/A	AA1	.0000	.00
9128284N7	15,000,000.0000	05/15/2028 US TREASURY NOTE DTD 05/15/18 2.875 05/15/2028	\$14,837,700.00	\$14,790,180.00	\$47,520.00	.32	N/A	AA1	.0000	.00
9128285M8	15,000,000.0000	11/15/2028 US TREASURY NOTE DTD 11/15/18 3.125 11/15/2028	\$14,898,600.00	\$14,854,930.50	\$43,669.50	.29	N/A	AA1	.0000	.00
<b>SUBTOTAL</b>	<b>1,410,000,000.0000</b>		<b>\$1,413,007,550.00</b>	<b>\$1,392,541,294.23</b>	<b>\$20,466,255.77</b>	<b>1.47</b>			<b>.0000</b>	<b>.00</b>
<b>GOVERNMENT AGENCY</b>										
FHLMC										
3134HCWT2	25,000,000.0000	02/26/2029 FEDERAL HOME LOAN MORTGAGE CORP MEDIUM TERM NOTE	\$25,000,000.00	\$25,000,000.00	\$ .00	.00			.0000	.00
FNMA										
3135G0Q22	35,000,000.0000	09/24/2026 FED NATL MTG ASSN DTD 09/27/16 1.875 09/24/2026	\$34,651,050.00	\$34,400,700.00	\$250,350.00	.73	AA+	AA1	.0000	.00
OTHER GOVERNMENT/AGENCY										
3130AXU63	10,000,000.0000	11/17/2026 FEDERAL HOME LOAN BANK DTD 11/17/2023 4.625% 11/17/2026	\$10,068,400.00	\$9,982,300.00	\$86,100.00	.86	AA+	AA1	.0000	.00
3130B6R24	25,000,000.0000	06/04/2027 FEDERAL HOME LOAN BANK DTD 06/13/2025 3.875% 06/04/2027	\$25,126,000.00	\$24,960,400.00	\$165,600.00	.66	AA+	AA1	.0000	.00
3130B65L6	50,000,000.0000	04/29/2026 FEDERAL HOME LOAN BANK DTD 04/29/2025 3.830% 04/29/2026	\$49,997,000.00	\$50,000,000.00	(\$3,000.00)	(.01)	N/A	AA1	.0000	.00
3130B8WH1	25,000,000.0000	11/29/2028 FEDERAL HOME LOAN BANK DTD 12/12/2025 3.610% 11/29/2028	\$25,053,000.00	\$25,000,000.00	\$53,000.00	.21	AA+	AA1	.0000	.00
3133EPK79	10,000,000.0000	12/07/2026	\$10,055,800.00	\$9,993,200.00	\$62,600.00	.63	AA+	AA1	.0000	.00

**Principal Custody Solutions**  
**Market/Cost Value Comparison Report**  
**By Account By Industry Class**

**General Reporting**  
**From Month End 02/28/2026**  
**03/02/2026 08:10:01 AM PST**

**ACCOUNT: All Accounts Selected**

\* = Trade or Other Activity Pending

<u>Asset ID</u>	<u>Units</u>	<u>Maturity Date</u>	<u>Market Value</u>	<u>Fed Tax Cost</u>	<u>Gain/Loss Amount</u>	<u>%</u>	<u>S &amp; P Rating</u>	<u>Moody's Rating</u>	<u>Units in Transition</u>	<u>Encumbrd Units</u>
			FEDERAL FARM CREDIT BANK DTD 12/07/2023 4.375% 12/07/2026							
3133EPMU6	10,000,000.0000	06/15/2026	\$10,014,200.00	\$9,985,200.00	\$29,000.00	.29	AA+	AA1	.0000	.00
			FEDERAL FARM CREDIT BANK DTD 06/15/2023 4.250% 06/15/2026							
3133EP4K8	25,000,000.0000	03/05/2026	\$25,001,750.00	\$24,989,200.00	\$12,550.00	.05	AA+	AA1	.0000	.00
			FEDERAL FARM CREDIT BANK DTD 03/05/2024 4.625% 03/05/2026							
3133EP4U6	15,000,000.0000	03/08/2027	\$15,113,100.00	\$14,955,630.00	\$157,470.00	1.05	AA+	AA1	.0000	.00
			FEDERAL FARM CREDIT BANK DTD 03/08/2024 4.375% 03/08/2027							
3133EP5K7	15,000,000.0000	03/13/2026	\$15,003,300.00	\$14,971,900.50	\$31,399.50	.21	AA+	AA1	.0000	.00
			FEDERAL FARM CREDIT BANK DTD 03/13/2024 4.500% 03/13/2026							
3133EP6K6	50,000,000.0000	03/26/2027	\$50,528,000.00	\$49,779,650.00	\$748,350.00	1.50	AA+	AA1	.0000	.00
			FEDERAL FARM CREDIT BANK DTD 03/26/2024 4.500% 03/26/2027							
3133ERCP4	25,000,000.0000	04/24/2026	\$25,036,750.00	\$24,932,231.75	\$104,518.25	.42	AA+	AA1	.0000	.00
			FEDERAL FARM CREDIT BANK DTD 04/24/2024 4.875% 04/24/2026							
3133ERGT2	30,000,000.0000	06/11/2027	\$30,358,200.00	\$29,975,017.20	\$383,182.80	1.28	AA+	AA1	.0000	.00
			FEDERAL FARM CREDIT BANK DTD 06/11/2024 4.500% 06/11/2027							
3133ERJS1	25,000,000.0000	01/07/2027	\$25,187,000.00	\$25,000,000.00	\$187,000.00	.75	AA+	AA1	.0000	.00
			FEDERAL FARM CREDIT BANK DTD 06/25/2024 4.560% 01/07/2027							
3133ERKM2	25,000,000.0000	07/08/2027	\$25,317,750.00	\$24,946,125.00	\$371,625.00	1.49	AA+	AA1	.0000	.00
			FEDERAL FARM CREDIT BANK DTD 07/08/2024 4.500% 07/08/2027							
3133ERKQ3	25,000,000.0000	06/25/2026	\$25,078,750.00	\$25,009,722.50	\$69,027.50	.28	AA+	AA1	.0000	.00
			FEDERAL FARM CREDIT BANK DTD 07/08/2024 4.690% 06/25/2026							
3133ERNE7	25,000,000.0000	08/05/2026	\$25,073,750.00	\$25,168,415.00	(\$94,665.00)	(.38)	AA+	AA1	.0000	.00
			FEDERAL FARM CREDIT BANK DTD 08/05/2024 4.375% 08/05/2026							
3133ERP70	25,000,000.0000	12/27/2027	\$25,362,750.00	\$24,930,730.00	\$432,020.00	1.73	AA+	AA1	.0000	.00
			FEDERAL FARM CREDIT BANK DTD 12/27/2024 4.250% 12/27/2027							
3133ERQH7	25,000,000.0000	07/29/2026	\$25,050,750.00	\$25,005,132.00	\$45,618.00	.18	AA+	AA1	.0000	.00
			FEDERAL FARM CREDIT BANK DTD 08/19/2024 4.100% 07/29/2026							
3133ETMV6	27,000,000.0000	06/25/2027	\$27,075,330.00	\$26,979,396.30	\$95,933.70	.36	AA+	AA1	.0000	.00
			FEDERAL FARM CREDIT BANK DTD 06/25/2025 3.750% 06/25/2027							
3133ETM95	25,000,000.0000	10/27/2027	\$24,968,500.00	\$24,883,250.00	\$85,250.00	.34	AA+	AA1	.0000	.00

**Principal Custody Solutions**  
**Market/Cost Value Comparison Report**  
**By Account By Industry Class**

**General Reporting**  
 From Month End 02/28/2026  
 03/02/2026 08:10:01 AM PST

**ACCOUNT: All Accounts Selected**

\* = Trade or Other Activity Pending

<u>Asset ID</u>	<u>Units</u>	<u>Maturity Date</u>	<u>Market Value</u>	<u>Fed Tax Cost</u>	<u>Gain/Loss Amount</u>	<u>%</u>	<u>S &amp; P Rating</u>	<u>Moody's Rating</u>	<u>Units in Transition</u>	<u>Encumbrd Units</u>
FEDERAL FARM CREDIT BANK DTD 10/27/2025 3.375% 10/27/2027										
SUBTOTAL	552,000,000.0000		\$554,121,130.00	\$550,848,200.25	\$3,272,929.75	.59			.0000	.00
<b>CORPORATE BONDS</b>										
FOREIGN GOVERNMENT BONDS										
4581X0DV7	125,875,000.0000	04/20/2026	\$125,374,017.50	\$116,586,191.08	\$8,787,826.42	7.54	AAA	AAA	.0000	.00
INTER-AMERICAN DEVEL BK DTD 04/20/21 0.875 04/20/2026										
459058GE7	25,000,000.0000	11/22/2027	\$24,608,750.00	\$23,867,500.00	\$741,250.00	3.11	N/A	AAA	.0000	.00
INTL BK RECON & DEVELOP DTD 11/22/17 2.500 11/22/2027										
45950KCX6	25,000,000.0000	10/08/2026	\$24,564,500.00	\$22,557,745.00	\$2,006,755.00	8.90	AAA	AAA	.0000	.00
INTL FINANCE CORP DTD 09/08/21 0.750 10/08/2026										
CORPORATE BONDS										
023135CS3	25,000,000.0000	11/20/2028	\$25,136,250.00	\$25,090,250.00	\$46,000.00	.18	AA	A1	.0000	.00
AMAZON COM INC DTD 11/20/2025 3.900% 11/20/2028										
166756BB1	10,000,000.0000	02/26/2028	\$10,159,500.00	\$10,165,710.00	(\$6,210.00)	(.06)	AA-	AA2	.0000	.00
CHEVRON USA INC DTD 02/26/2025 4.475% 02/26/2028										
4581X0CY2	22,414,000.0000	07/07/2027	\$22,099,083.30	\$21,092,336.08	\$1,006,747.22	4.77	N/A	AAA	.0000	.00
INTER-AMERICAN DEVEL BANK DTD 07/07/2017 2.375% 07/07/2027										
4581X0EK0	71,125,000.0000	05/15/2026	\$71,217,462.50	\$70,943,865.23	\$273,597.27	.39	AAA	AAA	.0000	.00
INTER AMERICAN DEV BANK DTD 07/06/2023 4.500% 05/15/2026										
459058FT5	20,000,000.0000	10/27/2026	\$19,767,400.00	\$19,132,000.00	\$635,400.00	3.32	AAA	AAA	.0000	.00
INTL BANK RECON & DEVELOPMENT DTD 10/27/2016 1.875% 10/27/2026										
459058KJ1	25,000,000.0000	06/15/2027	\$24,890,000.00	\$24,376,225.00	\$513,775.00	2.11	AAA	AAA	.0000	.00
INTL BK RECON & DEVELOP DTD 07/19/2022 3.125% 06/15/2027										
459058LK7	25,000,000.0000	08/27/2026	\$25,031,500.00	\$25,053,900.00	(\$22,400.00)	(.09)	AAA	AAA	.0000	.00
INTL BANK RECON & DEVELOPMENT DTD 08/27/2024 4.000% 08/27/2026										
45950KDK3	30,000,000.0000	01/21/2028	\$30,570,600.00	\$30,169,710.00	\$400,890.00	1.33	AAA	AAA	.0000	.00
INTL FIN CORP MEDIUM TERM NOTE										
45950VRR9	10,000,000.0000	03/20/2026	\$9,999,800.00	\$9,878,970.00	\$120,830.00	1.22	AAA	AAA	.0000	.00
INTERNATIONAL FIN CORP 12/30/2022 4.030% 03/20/2026										
45950VTA4	40,000,000.0000	07/10/2026	\$40,046,800.00	\$39,775,680.00	\$271,120.00	.68	AAA	AAA	.0000	.00

**Principal Custody Solutions**  
**Market/Cost Value Comparison Report**  
**By Account By Industry Class**

**General Reporting**  
 From Month End 02/28/2026  
 03/02/2026 08:10:01 AM PST

**ACCOUNT: All Accounts Selected**

\* = Trade or Other Activity Pending

<u>Asset ID</u>	<u>Units</u>	<u>Maturity Date</u>	<u>Market Value</u>	<u>Fed Tax Cost</u>	<u>Gain/Loss Amount</u>	<u>%</u>	<u>S &amp; P Rating</u>	<u>Moody's Rating</u>	<u>Units in Transition</u>	<u>Encumbrd Units</u>	
			INTL FINANCE CORP MEDIUM TERM NOTE								
45950VTP1	25,000,000.0000	07/29/2027	\$25,007,500.00	\$25,000,000.00	\$7,500.00	.03	AAA	AAA	.0000	.00	
			INTL FINANCE CORP MEDIUM TERM NOTE								
713448GA0	14,000,000.0000	02/07/2028	\$14,215,460.00	\$14,205,408.00	\$10,052.00	.07	A+	A1	.0000	.00	
			PEPSICO INC DTD 02/07/2025 4.450% 02/07/2028								
931142EM1	22,000,000.0000	07/08/2026	\$21,944,120.00	\$21,606,574.00	\$337,546.00	1.56	AA	AA2	.0000	.00	
			WALMART INC DTD 04/23/2019 3.050% 07/08/2026								
931142FA6	5,000,000.0000	04/15/2026	\$5,000,300.00	\$4,899,500.00	\$100,800.00	2.06	AA	AA2	.0000	.00	
			WALMART INC DTD 04/18/2023 4.000% 04/15/2026								
	INDUSTRIAL										
023135BX3	20,000,000.0000	05/12/2026	\$19,892,000.00	\$18,162,000.00	\$1,730,000.00	9.53	AA	A1	.0000	.00	
			AMAZON.COM INC DTD 05/12/21 1.000 05/12/2026								
037833CR9	5,000,000.0000	05/11/2027	\$4,981,350.00	\$4,793,305.00	\$188,045.00	3.92	AA+	AAA	.0000	.00	
			APPLE INC DTD 05/11/17 3.200 05/11/2027								
037833DB3	35,000,000.0000	09/12/2027	\$34,656,650.00	\$34,329,240.00	\$327,410.00	.95	AA+	AAA	.0000	.00	
			APPLE INC DTD 09/12/17 2.900 09/12/2027								
17275RBL5	25,000,000.0000	09/20/2026	\$24,830,250.00	\$24,721,000.00	\$109,250.00	.44	AA-	A1	.0000	.00	
			CISCO SYSTEMS INC DTD 09/20/16 2.500 09/20/2026								
191216CE8	19,588,000.0000	05/25/2027	\$19,425,223.72	\$19,391,258.13	\$33,965.59	.18	A+	A1	.0000	.00	
			COCA-COLA CO/THE DTD 05/25/17 2.900 05/25/2027								
22160KAN5	49,930,000.0000	06/20/2027	\$48,514,484.50	\$46,378,339.19	\$2,136,145.31	4.61	AA	AA3	.0000	.00	
			COSTCO WHOLESALE CORP DTD 04/20/20 1.375 06/20/2027								
478160BY9	5,000,000.0000	03/01/2026	\$5,000,000.00	\$4,730,450.00	\$269,550.00	5.70	AAA	AAA	.0000	.00	
			JOHNSON & JOHNSON DTD 03/01/16 2.450 03/01/2026								
594918BR4	25,000,000.0000	08/08/2026	\$24,850,500.00	\$24,652,025.00	\$198,475.00	.81	AAA	AAA	.0000	.00	
			MICROSOFT CORP DTD 08/08/16 2.400 08/08/2026								
594918BY9	10,000,000.0000	02/06/2027	\$9,967,600.00	\$9,680,400.00	\$287,200.00	2.97	AAA	AAA	.0000	.00	
			MICROSOFT CORP DTD 02/06/17 3.300 02/06/2027								
931142ER0	20,000,000.0000	09/17/2026	\$19,710,200.00	\$18,036,740.00	\$1,673,460.00	9.28	AA	AA2	.0000	.00	
			WALMART INC DTD 09/17/21 1.050 09/17/2026								

**Principal Custody Solutions**  
**Market/Cost Value Comparison Report**  
**By Account By Industry Class**

**General Reporting**  
 From Month End 02/28/2026  
 03/02/2026 08:10:01 AM PST

**ACCOUNT: All Accounts Selected**

\* = Trade or Other Activity Pending

<u>Asset ID</u>	<u>Units</u>	<u>Maturity Date</u>	<u>Market Value</u>	<u>Fed Tax Cost</u>	<u>Gain/Loss Amount</u>	<u>%</u>	<u>S &amp; P Rating</u>	<u>Moody's Rating</u>	<u>Units in Transition</u>	<u>Encumbrd Units</u>
<b>SUBTOTAL</b>	<b>734,932,000.0000</b>		<b>\$731,461,301.52</b>	<b>\$709,276,321.71</b>	<b>\$22,184,979.81</b>	<b>3.13</b>			<b>.0000</b>	<b>.00</b>
<b>CORPORATE STRIPPED/ZERO COUPON</b>										
CORPORATE BONDS										
459053WJ9	25,000,000.0000	05/04/2026	\$24,837,000.00	\$24,478,187.50	\$358,812.50	1.47	N/A	N/A	.0000	.00
			INTL BK RECON & DEVELOP DTD 05/05/2025 ZERO CPN 05/04/2026							
<b>SUBTOTAL</b>	<b>25,000,000.0000</b>		<b>\$24,837,000.00</b>	<b>\$24,478,187.50</b>	<b>\$358,812.50</b>	<b>1.47</b>			<b>.0000</b>	<b>.00</b>
<b>POOLED FUNDS</b>										
NON-PROPRIETARY CTF AND CIF										
932991359	20,000,000.0000		\$20,000,000.00	\$20,000,000.00	\$ .00	.00			.0000	.00
			CAMP CASH RESERVE PORTFOLIO *REF FOR REFERENCE ONLY							
932991433	25,000,000.0000		\$25,000,000.00	\$25,000,000.00	\$ .00	.00			.0000	.00
			CALTRUST FOR REFERENCE ONLY							
<b>SUBTOTAL</b>	<b>45,000,000.0000</b>		<b>\$45,000,000.00</b>	<b>\$45,000,000.00</b>	<b>\$ .00</b>	<b>.00</b>			<b>.0000</b>	<b>.00</b>
<b>OTHER ASSETS</b>										
OTHER MISCELLANEOUS										
MS6232818	55,000,000.0000		\$55,000,000.00	\$55,000,000.00	\$ .00	.00			.0000	.00
			CA LAIF STATE OF CALIFORNIA INVESTMENT FD							
<b>SUBTOTAL</b>	<b>55,000,000.0000</b>		<b>\$55,000,000.00</b>	<b>\$55,000,000.00</b>	<b>\$ .00</b>	<b>.00</b>			<b>.0000</b>	<b>.00</b>
<b>TIME DEP &amp; MARKETABLE CDS</b>										
CORPORATE BONDS										
05252WXD0	25,000,000.0000	03/30/2026	\$25,004,500.00	\$25,001,878.50	\$2,621.50	.01	N/A	N/A	.0000	.00
			AUSTRALIA & NEW ZEALAND BKG GROUP CERTIFICATE OF DEPOSIT							
05252WXK4	25,000,000.0000	06/29/2026	\$24,997,000.00	\$25,002,947.50	(\$5,947.50)	(.02)	N/A	N/A	.0000	.00
			ANZ GROUP HOLDINGS LTD CERTIFICATE OF DEPOSIT							
05252WXR9	25,000,000.0000	09/29/2026	\$24,999,750.00	\$25,003,015.00	(\$3,265.00)	(.01)	N/A	N/A	.0000	.00
			ANZ GROUP HOLDINGS CERTIFICATE OF DEPOSIT							
13606DLK6	25,000,000.0000	05/28/2026	\$25,031,750.00	\$25,004,585.00	\$27,165.00	.11	N/A	N/A	.0000	.00
			CANADIAN IMPERIAL BANK CERTIFICATE OF DEPOSIT							
13606DLL4	25,000,000.0000	05/28/2026	\$25,026,500.00	\$25,009,027.50	\$17,472.50	.07	N/A	N/A	.0000	.00
			CANADIAN IMPERIAL BK COMM NY BRH IN CERTIFICATE OF DEPOSIT							
22536WNE2	25,000,000.0000	07/30/2026	\$25,005,250.00	\$25,003,710.00	\$1,540.00	.01	N/A	N/A	.0000	.00

**Principal Custody Solutions**  
**Market/Cost Value Comparison Report**  
**By Account By Industry Class**

**General Reporting**  
 From Month End 02/28/2026  
 03/02/2026 08:10:01 AM PST

**ACCOUNT: All Accounts Selected**

\* = Trade or Other Activity Pending

<u>Asset ID</u>	<u>Units</u>	<u>Maturity Date</u>	<u>Market Value</u>	<u>Fed Tax Cost</u>	<u>Gain/Loss Amount</u>	<u>%</u>	<u>S &amp; P Rating</u>	<u>Moody's Rating</u>	<u>Units in Transition</u>	<u>Encumbrd Units</u>
			CREDIT INDUSTRIAL ET COM CERTIFICATE OF DEPOSIT							
22536WNG7	25,000,000.0000	05/28/2026	\$25,015,000.00	\$25,000,000.00	\$15,000.00	.06	N/A	N/A	.0000	.00
			CREDIT INDUSTRIAL ET COM CERTIFICATE OF DEPOSIT							
22536WNN2	25,000,000.0000	05/28/2026	\$25,015,250.00	\$25,001,325.00	\$13,925.00	.06	N/A	N/A	.0000	.00
			CREDIT INDL CERTIFICATE OF DEPOSIT							
23345HVM7	25,000,000.0000	09/29/2026	\$24,997,500.00	\$25,001,804.50	(\$4,304.50)	(.02)	N/A	N/A	.0000	.00
			DNB BANK CERTIFICATE OF DEPOSIT							
23345HWK0	25,000,000.0000	12/29/2026	\$24,998,500.00	\$25,002,248.75	(\$3,748.75)	(.01)	N/A	N/A	.0000	.00
			DNB BANK CERTIFICATE OF DEPOSIT							
23345HWP9	35,000,000.0000	11/19/2026	\$34,995,100.00	\$35,000,000.00	(\$4,900.00)	(.01)	N/A	N/A	.0000	.00
			DNB BANK ASA CERTIFICATE OF DEPOSIT							
65558WLVB	25,000,000.0000	05/07/2026	\$25,013,750.00	\$25,004,155.00	\$9,595.00	.04	N/A	N/A	.0000	.00
			NORDEA BANK ABP CERTIFICATE OF DEPOSIT							
65558WNT1	25,000,000.0000	07/30/2026	\$25,002,750.00	\$25,004,220.75	(\$1,470.75)	(.01)	N/A	N/A	.0000	.00
			NORDEA BANK CERTIFICATE OF DEPOSIT							
65558WNZ7	25,000,000.0000	07/29/2026	\$25,010,250.00	\$25,004,112.50	\$6,137.50	.02	N/A	N/A	.0000	.00
			NORDEA BANK CERTIFICATE OF DEPOSIT							
65558WRK6	25,000,000.0000	07/13/2026	\$25,000,750.00	\$25,001,420.30	(\$670.30)	.00	N/A	N/A	.0000	.00
			NORDEA BANK CERTIFICATE OF DEPOSIT							
78015JTY3	25,000,000.0000	07/29/2026	\$25,012,750.00	\$25,000,000.00	\$12,750.00	.05	N/A	N/A	.0000	.00
			ROYAL BANK OF CANADA CERTIFICATE OF DEPOSIT							
78015JT49	25,000,000.0000	06/29/2026	\$25,019,000.00	\$25,000,000.00	\$19,000.00	.08	N/A	N/A	.0000	.00
			ROYAL BANK OF CANADA CERTIFICATE OF DEPOSIT							
78015JVG9	40,000,000.0000	06/29/2026	\$40,019,600.00	\$40,000,000.00	\$19,600.00	.05	N/A	N/A	.0000	.00
			ROYAL BANK CANADA CERTIFICATE OF DEPOSIT							
78015JVU8	40,000,000.0000	08/28/2026	\$40,008,000.00	\$40,000,000.00	\$8,000.00	.02	N/A	N/A	.0000	.00
			ROYAL BANK OF CANADA CERTIFICATE OF DEPOSIT							
87019WQ73	25,000,000.0000	04/20/2026	\$25,012,500.00	\$25,003,309.00	\$9,191.00	.04	N/A	N/A	.0000	.00
			SWEDBANK SPARBANKEN SVENGE CERTIFICATE OF DEPOSIT							
87019WU45	25,000,000.0000	06/26/2026	\$25,016,250.00	\$25,001,853.92	\$14,396.08	.06	N/A	N/A	.0000	.00

**Principal Custody Solutions**  
**Market/Cost Value Comparison Report**  
**By Account By Industry Class**

**General Reporting**  
 From Month End 02/28/2026  
 03/02/2026 08:10:01 AM PST

**ACCOUNT: All Accounts Selected**

\* = Trade or Other Activity Pending

<u>Asset ID</u>	<u>Units</u>	<u>Maturity Date</u>	<u>Market Value</u>	<u>Fed Tax Cost</u>	<u>Gain/Loss Amount</u>	<u>%</u>	<u>S &amp; P Rating</u>	<u>Moody's Rating</u>	<u>Units in Transition</u>	<u>Encumbrd Units</u>
SWEDBANK SPARBANKEN SVENGE CERTIFICATE OF DEPOSIT										
87019WW27	25,000,000.0000	06/29/2026	\$25,006,750.00	\$25,001,651.79	\$5,098.21	.02	N/A	N/A	.0000	.00
SWEDBANK SPARBANKEN SVENGE CERTIFICATE OF DEPOSIT										
87019WW43	40,000,000.0000	03/30/2026	\$40,004,000.00	\$40,001,661.60	\$2,338.40	.01	N/A	N/A	.0000	.00
SWEDBANK SPARBANKEN SVENGE CERTIFICATE OF DEPOSIT										
87019W3J2	25,000,000.0000	09/29/2026	\$24,999,250.00	\$25,001,500.00	(\$2,250.00)	(.01)	N/A	N/A	.0000	.00
SWEDBANK CERTIFICATE OF DEPOSIT										
96130AA40	25,000,000.0000	03/30/2026	\$25,010,000.00	\$25,004,162.50	\$5,837.50	.02	N/A	N/A	.0000	.00
WESTPAC BANKING CORP CERTIFICATE OF DEPOSIT										
96130AG36	30,000,000.0000	08/20/2026	\$29,998,200.00	\$30,001,956.00	(\$3,756.00)	(.01)	N/A	N/A	.0000	.00
WESTPAC BANKING CORP CERTIFICATE OF DEPOSIT										
<b>SUBTOTAL</b>	<b>710,000,000.0000</b>		<b>\$710,219,900.00</b>	<b>\$710,060,545.11</b>	<b>\$159,354.89</b>	<b>.02</b>			<b>.0000</b>	<b>.00</b>
<b>ACCOUNT 11435100 TOTAL</b>	<b>4,621,932,000.0000</b>		<b>\$4,609,681,731.52</b>	<b>\$4,550,316,916.84</b>	<b>\$59,364,814.68</b>	<b>1.30</b>			<b>.0000</b>	<b>.00</b>
<b>GRAND TOTAL</b>	<b>4,621,932,000.0000</b>		<b>\$4,609,681,731.52</b>	<b>\$4,550,316,916.84</b>	<b>\$59,364,814.68</b>	<b>1.30</b>			<b>.0000</b>	<b>.00</b>

END OF REPORT